



# LabTech Integration

A Quick Training Guide for Enabling Trend Micro's  
Integration With LabTech Platform.



## Introducing Worry-Free Services Plugin for LabTech

We're excited to launch our Worry-Free Services Plug-in for LabTech. Watch our short intro video to learn how our solution helps you manage Trend Micro security more effectively. This plug-in was designed to help you save money by improving operational efficiency, enhance security with comprehensive technologies from an leader in IT Security, and save time with cloud-based security protection to any device, anywhere.

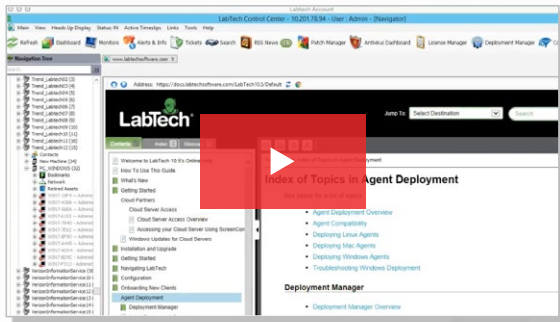
To get started, all you need to do is: Visit Trend Micro online, find your distributor (Ingram Micro, Tech Data, Arrow FCS, Interwork Technologies), and contact your preferred distributor and complete the contract. The following videos and video summaries will guide you through the installation and integration process.

Here's why Worry-Free Services  
Plugin for LabTech



WILL BE PERFECT FOR YOU

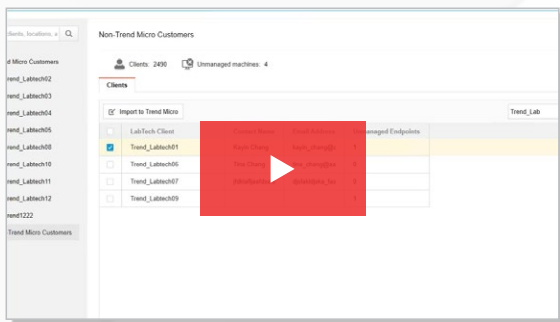
Watch Video



**Watch Video**

## LabTech – Initial Installation

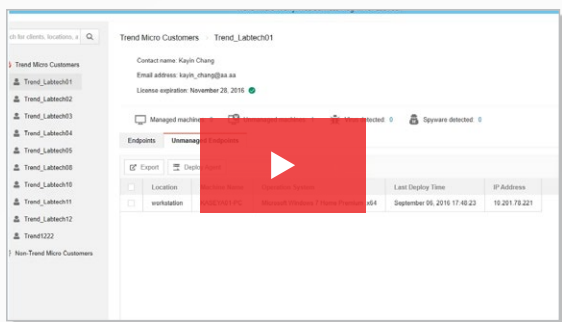
The first walkthrough video provides a simple overview of installing the Trend Micro Worry-Free Services Plug-in for LabTech. You can install the plug-in by launching the Solution Center from the LabTech Control Center. The video then guides you on how to activate the plug-in through the plug-in manager and where to find the credentials needed to activate the Trend Micro integration.



**Watch Video**

## Linking Accounts

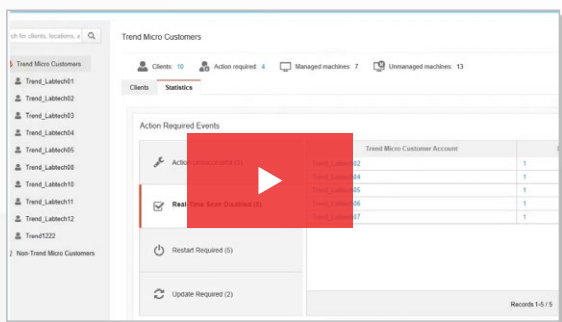
This video provides an overview of how to connect your existing LabTech clients to their corresponding Trend Micro accounts as well as the process to create new Trend Micro customers. Make note of two key tabs within the plug-in: the Trend Micro Customers and the Non-Trend Micro Customers. After selecting the LabTech customers you want to import, you can choose to create a new customer or select an existing Trend Micro customer account. For new customers, you have the option to edit the seat count assigned to the customer. Selecting import will link up both accounts.



**Watch Video**

## Endpoint Management

This video covers the key functions of the Worry-Free Services Plug-in for LabTech. This section of the plug-in allows you to deploy the security agent for unmanaged endpoints. You will be alerted that the deployment command has been sent and that it will be propagated to the endpoint on the next server sync. Once deployed, client machines will move from unmanaged endpoints to managed endpoints, where you will be able to use various management tools to keep the endpoints updated.



**Watch Video**

## Customer Section

This video reviews the Trend Micro Customers section of the Worry-Free Services Plug-in. In this section, you have access to a dashboard of your entire customer base under Trend Micro Management. Be sure to note two key tabs: the Clients tab and the Statistics tab. The video goes over the function of each of the four sections found in the Statistics tab that are considered action required events. It also explains how to use the threat management widget which allows you to view and manage different threat types in detail.

## For More Information

As a global leader in IT security, Trend Micro develops innovative security solutions that make the world safe for businesses and consumers to exchange digital information. With over 25 years of security expertise, we're recognized as the market leader in server security, cloud security, and small business content security.

Your experience with our platform is important to us.  
Please reach out to us if we can be of services.

Email: [msp@trendmicro.com](mailto:msp@trendmicro.com)

[Click Here for Full Documentation of Plugin](#)



